

# YOUR STRONG PARTNER FOR INDUSTRIAL VALVES ACC. TO ANSI



Your valve made by ARI®  
[ari-armaturen.com](http://ari-armaturen.com)

# STEVI® Pro

The high-performance control valve – for professional control and critical applications



## STEVI® Pro

- High control accuracy (optimised flow paths and characteristic quality)
- Maximum Kvs value can be reduced in five steps
- Various stem seal options (PTFE V-ring unit, PTFE packing, graphite packing, stainless steel bellows, EPDM sealing) and changeable trim (optionally also multi-stage)
- With blow-out proof stem, shaft guided plug and optional two-ply bellows seal
- Long life: precision stem guiding
- For critical operating conditions and a wide range of applications (very high differential pressures up to max. nominal pressure)

**Nominal diameter:** NPS 1" to 8"  
**Nominal pressure:** ANSI Class 150 / 300 / 600  
**Plug design:** Parabolic plug, optional: V-port or perforated plug (option of pressure balancing in each case)  
**Actuators:** Electric or pneumatic  
**Body materials:** SA216WCB  
**Types of connection:** Flanged, butt weld ends  
**Flow media:** e.g. hot water, saturated steam, superheated steam, gas, refrigerant, brine, etc.




The three-stage perforated plug is the ideal trim whenever compressible media such as gases or vapours are involved.

Safe even under demanding conditions (blow-out proof stem / shaft guided plug).

High performance due to double stem guiding (V-port and perforated plugs).

# STEVI® Vario

The variable, compact control valve



## STEVI® Vario

- Stem seals already proven millions of times over, service life now further extended (PTFE V-ring sealing units and EPDM linings), optimised stainless steel bellows seal
- Optimal handling: actuators can be rotated 360°
- Changeable, variable trim (at least 4 Kvs values as well as multiple characteristics and plug designs)
- Vibration is prevented even at high differential pressures (stable shaft guiding)
- Small footprint and reduced weight (low height)
- Very low air consumption (smaller pneumatic actuators possible)

**Nominal diameter:** NPS ½" to 4"  
**Nominal pressure:** ANSI Class 150  
**Plug design:** Parabolic plug / perforated plug  
**Actuators:** Electric or pneumatic  
**Body materials:** SA216WCB, SA351CF8M  
**Types of connection:** Flanged  
**Flow media:** e.g. warm water, hot water, saturated steam, gas, coolant, brine, refrigerant, thermal oil



Clearly visible, optional LED status indicator and fieldbus interface, e.g. for Profibus DP and Modbus.

Parabolic plug – high control performance combined with excellent resistance to dirt.

The optional manual override provides added safety. The valve can still be operated even if the supply air fails.







## FABA®

- Reliable sealing due to “cut effect” (the conical design of the marginal seat causes debris to be “cut off” when the valve closes)
- Metal plug / seat design (conical plug made of hardened stainless steel)
- All FABA® valves have a multi-walled bellows structure and a conical plug with a marginal seat as standard, resulting in line contact sealing on the seat and hence optimal tightness even with critical media as well as a longer service life
- Special stem with fine thread (increased seat pressure)
- Tested tightness: Final test with air for all valves (acc. to API 598), helium test guarantees that no leakage can occur through the bellows

**FABA® Plus** – for all standard applications

**FABA® Supra I** – with chambered bellows – for demanding industrial applications

**FABA® Supra C** – with medium-flushed bellows – for the chemical industry

**Nominal diameter:** NPS 1/2" to 10"

**Nominal pressure:** ANSI Class 150 / 300

**Body materials:** SA216WCB, SA105

**Types of connection:** Flanged, screwed sockets, socket weld ends, butt weld ends

**Flow media:** e.g. steam, gas, hot water, thermal oil, process water, ammonia



## ZETRIX®

- Reliably tight – even in the toughest industrial environments
- Triple offset disc design (maximum closing force with minimum effort)
- “Smart” sealing ring (uniform closing force, the ring is self-aligning and free-floating on the sealing surface)
- Maintenance-free stellite seat (Stellite™ 21) as standard

- Metal seal principle
- Rotary movement without wear or friction (seat and sealing ring) due to optimised contact angles
- Hardened stainless steel bearings

**Nominal diameter:** 3" to 56"

**Nominal pressure:** ANSI Class 150 / 300 / 600

**Design:** ASME B16.34, API 609

**Types of connection:** Double flanged, fully lugged ASME B16.4 / B16.47, butt weld ends ASME B16.25

**Face to face:** ISO 5752, API 609 (double flange)

**Materials:** SA216WCB, SA351CF8M, SA217WC6 (+550°C)

**Temperature:** -60 °C to +550 °C

**Flow media:** e.g. liquids, gases, steam

**Approvals:** Firesafe acc. to API 607, ISO 15848-1, SIL, ATEX



FABA® Plus for all standard applications.

FABA® Supra I for all industrial applications.

FABA® Supra C for the chemical industry.

Durable – extra-long, modified, pressure resistant bellows design (positioned outside the medium).



The triple offset design of the process valve guarantees a frictionless rotary movement as well as permanent tightness due to the metal seal principle.

ZETRIX® is extremely versatile. It can be used as a pipe-end valve on both sides (accident prevention regulations must be observed). The bracket for mounting the actuator is defined according to ISO 5211.

Double block & bleed (DBB) provides safe double blocking with the void monitored and optional pressure relief to atmosphere.



# REYCO®/SAFE SN

Safety valves – complete range acc. to API 526: accurate response, reversible disc, optimal disc alignment – up to 6000 psi (414 bar)!




## REYCO®/SAFE SN

- Precise repeatability of the set pressure
- Optimal nozzle / body alignment
- Protection against crevice corrosion due to gas-tight nozzle thread
- Backpressure-compensating, corrosion-resistant bellows made of Inconel 625
- Reversible disc (double-sided sealing system)
- Highly reliable due to optimal alignment of the disc on the seat (two-piece stem)
- Wide range of applications due to standardised O-ring soft sealing disc and easy-to-change disc sealing surface
- For high-performance use, oil and gas processing
- In combination with a changeover valve, no plant shutdown is needed for servicing, so that maintenance costs are reduced to a minimum

**Nominal diameter:** NPS 1/2" to 8"  
**Nominal pressure:** ANSI Class 150 to 2500  
**Set pressure:** 15 to 6000 psi (414 bar)  
**ASME materials / temperatures:**  
 SA216WCC / -20 °F to +800 °F (-29 °C to +427 °C)  
 SA217WC6 / -20 °F to +1000 °F (-29 °C to +538 °C)  
 SA352LCC / -51 °F to +653 °F (-46 °C to +345 °C)  
 SA351CF8M / -321 °F to +1000 °F (-196 °C to +538 °C)  
**Special materials:** Monel, Duplex, Super Duplex – Hastelloy and other materials on request

**Flow media:** e.g. steam, hydrogen, ammonia, hydrocarbon gases, chemical substances, neutral gases, vapours and liquids  
**Requirements:** ASME Code Section XIII Div. 1, API 526  
**Construction:** Closed bonnet, open bonnet, with / without lifting mechanism (gas-tight)  
**Features:** Inconel bellows (REYCO®), stainless steel bellows, soft sealing disc, rupture disc, changeover valve, proximity switch, heating jacket



The top-threaded nozzle design allows particularly easy servicing.

Both sealing surfaces of the disc are lapped. Simply reverse the disc in order to use the "back".

Our nozzles are available in various materials depending on each customer's wishes and requirements.




Bellows seal available as a retrofit option, made from Inconel 625 as standard.

Several possible options up to ANSI Class 2500. Butt weld ends or socket weld ends are optionally available in addition to flanged designs.

Combination with a rupture disc – zero leakage allows the use of media which tend to harden or become sticky in contact with the atmosphere. Protects the valve against corrosion.





#### CONA® S/SC – Ball float steam trap

- For extreme fluctuations of pressure and volume – instant discharge with no temperature loss

#### CONA® TD – Thermodynamic steam trap

- For discharge of condensate close to saturation temperature. Small, practical, insensitive to ambient conditions

#### CONA® B – Bimetallic steam trap

- For condensate drainage in steam systems. Option of targeted condensate sub-cooling for high energy utilisation and minimisation of flash steam (due to banking up of condensate)

#### CONA® M – Thermostatic steam trap

- Option of drainage in steam systems. Targeted condensate sub-cooling for high energy utilisation and minimisation of flash steam (due to sub-cooling and banking up of condensate)

#### CONA® All-in-One

- Compact condensate discharge in a multi-valving system. Integrated system comprised of a steam trap, stop valve, strainer, check valve and drain valve

#### CONA® Universal Connector

- For thermostatic, thermodynamic and mechanical trap functions. Optionally with integral stop valves

#### Nominal diameter:

- CONA® S/SC: ½" to 4"
- CONA® TD: 3/8" to 1"
- CONA® B: ½" to 2"
- CONA® M: ½" to 2"
- CONA® All-in-One: ½" to 1"


#### Nominal pressure:

- CONA® S: ANSI Class 150 to 900
- CONA® TD: ANSI Class 150 to 600
- CONA® B: ANSI Class 150 to 2500
- CONA® M: ANSI Class 150 to 300
- CONA® All-In-One: ANSI Class 300

**Body materials:** SA105, SA182F321, SA182F12CL2, SA182F22CL3, SA182F91, A743CA40, SA182F6A, SA350LF2

**Types of connection:** Flanged, screwed sockets, socket weld ends, butt weld ends


**Flow media:** e.g. steam, condensate



CONA® M thermostatic steam trap for drainage in steam systems.

CONA® TD thermodynamic steam trap for discharge of condensate close to saturation temperature.

CONA® S/SC ball float steam trap for extreme fluctuations of pressure and volume – instant discharge with no temperature loss.



CONA® B ANSI Class 2500, body material SA182 F91, for high pressure and high temperature applications > 600 °C.

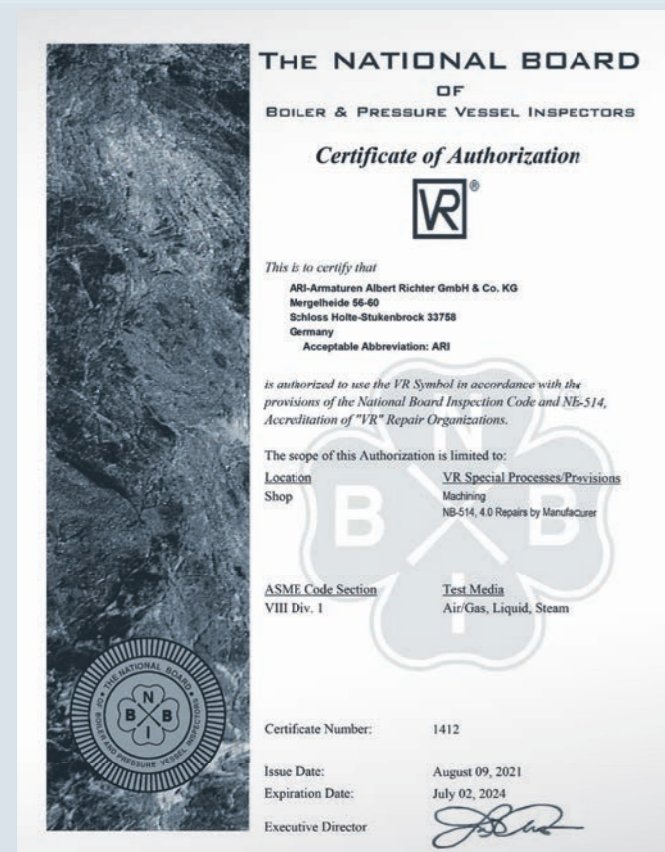

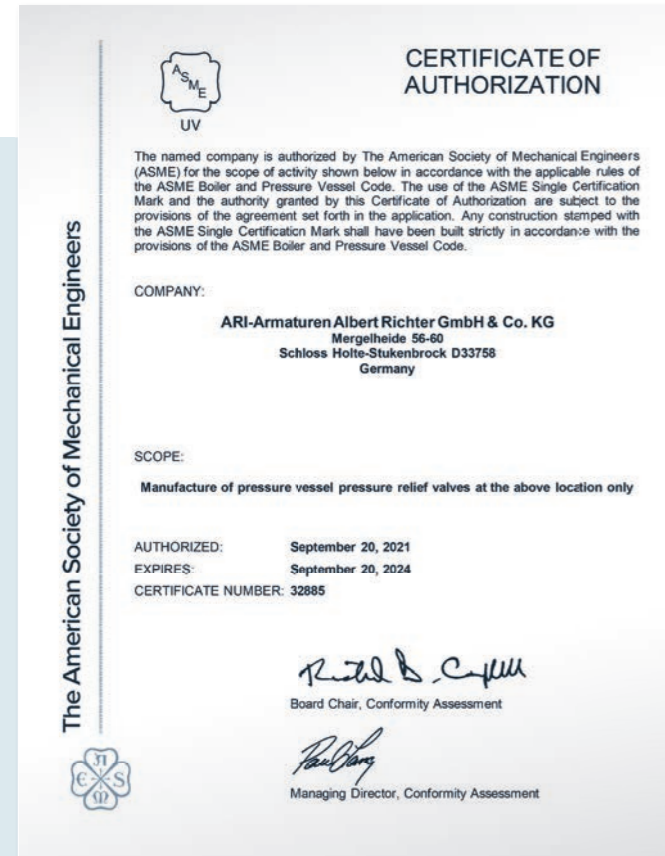
CONA® SC ANSI Class 300 with outside strainer (Y). Compact and lightweight due to the slim design.

Bellows seal type on request.



# CERTIFIED QUALITY

acc. to ANSI/ASME!



All our products undergo rigid in-process controls in accordance with DIN EN ISO 9001 and the specifications of the National Board (NB) – as certified by our ARI Quality Management.

# ARI DIGITAL SERVICES

The **myValve**® sizing program

**myARI** – Your service and information portal

The **ARI-ID** – Digital product information



## myValve® SIZING PROGRAM

All calculations for your ARI valves are now possible using the online version of the myValve® sizing program without having to install the software.

- Product selection with order information, spare parts drawings, operating instructions, data sheets, etc.
- Characteristics and pressure / temperature diagrams of your online data

## myARI YOUR SERVICE AND INFORMATION PORTAL

The new myARI portal is a modern service and information channel which you can access 24/7 regardless of whether ARI is open or not. It provides you with a quick, easy and convenient way to check your order or delivery status at any time of the day or night. You can additionally use myARI to notify us of repairs, returns or complaints as well as to request spare parts directly.



## ARI-ID PRODUCT INFORMATION

- Integral part of each ARI valve
- Globally unique code that clearly identifies each ARI valve
- On-site scanning of the ARI ID with a smartphone saves time
- All product information and spare parts at a glance

# ARI® PRODUCT DIVERSITY

## Control



**Control valves**  
STEVI® Pro  
(BR 422/462, 470/471)



STEVI® Vario  
(BR 448/449)



STEVI® Smart (BR 423/463,  
425/426, 440/441, 450/451)



**Control without auxiliary power**  
PREDU®/PREDEX®/  
PRESO®/TEMPTROL®

## Isolation



**Process Valves**  
ZETRIX®  
**High Performance-Valves**  
ZEDOX®



**Butterfly valves**  
ZESA®/GESA®/ZIVA®



**Bellows sealed valves**  
FABA® Plus, FABA® Supra I/C



**Stop valves with gland seal**  
STOBU®

## Safety



**Safety valves (DIN)**  
SAFE



**Safety valves**  
SAFE TCP



**Safety valves (API 526)**  
REYCO®



**Safety valves (ANSI)**  
REYCO® RL-Series

## Steam trapping




**Steam traps CONA®**  
(mechanical ball float /  
thermostatic bimetallic and  
membrane / thermodynamic),  
**monitoring systems**  
CONA® Control



**Manifolds**  
CODI® for collecting  
and diverting purpose



**Steam traps with multi-  
valving technology CONA®**  
"All-in-One" (incl. stop valve,  
inside strainer, back-flow  
protection, drain valve)




**Mechanical pump systems**  
CONLIFT®, CONA® P

## Application technology



**Pressure reducing station**  
PREsys®



**Heat exchanger**  
ENCOsys®



**Condensate return system**  
CORsys®



**Feedwater tank  
with deaerator dome**

**Profit from diversity made by ARI®.**  
**Please don't hesitate to ask for more information!**



Your valve made by ARI®  
ari-armaturen.com